

GREASE SEPARATORS



Aboveground and Underground Models

ENEKA UAB is a Lithuanian company with long-term experience in manufacturing of separators and wastewater treatment plants. Our company joined a team of experienced professionals. The key specialists are working together since 1998.

Sales network of ENEKA products covers not only Lithuania and the neighbouring countries as the Baltic states or Scandinavia, but many distant destinations as well.



UAB ENEKA
Vandžiogalos pl. 94D, LT-47467, Kaunas, Lithuania
Phone +370 37 377441
E-mail info@eneka.lt
www.eneka.lt



New!

For installation inside buildings

Greasly-A is a new grease separator model made of polyethylene for free-standing installation inside buildings. Greasly-A are compact, rigid and lightweight units. All separators are equipped with integrated sludge trap. Currently, there are two nominal sizes of above-ground separators available for a flow rate of 2 and 4 l/s. The other nominal sizes will follow soon.

Easy selection of flow direction

Symmetrical design of separator body allows the flow direction according to local conditions. Inlet or outlet pipe can be connected from one or the other side of separator.



Inlet or outlet can be installed from both sides

Fresh water filling unit

After disposal the separator shall be refilled by fresh water. Siphon ensures odour free filling.



Extraction pipe or disposal pump.

Greasly-A model

Greasly-A fits through any door

A tight grease separator body (width is only 700 mm) can easily fit through any standard door. Greasly-A is a good choice for installation in rooms with narrow access.




The separator is fitting through the door

Inspection window

with wiper ensures easier supervision of grease layer without opening the tank.

Complete emptying of the tank

Bottom of the separator is inclined towards center. The sludge accumulated in the sludge trap can be completely extracted from the lowest point of separator.



The sloped bottom

Convenient allocation in the room

The grease separator is maintained from one side therefore it can be set up next to the wall. Accessories (inspection window, extraction pipe, disposal pump) can be connected from both sides.



Greasly-A next to the wall

Mixer

Before disposal, accumulated grease and sludge are blended with water to facilitate emptying of the separator.



Mixer

Rigid and durable design

Advanced design of separator's body ensures great stiffness and perfect resistance against internal water pressure and higher temperatures.

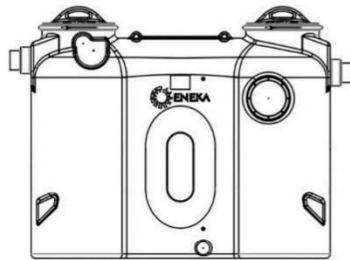
Completely airtight

Access covers of the separator are closed by locking rings with gasket ensuring odour free operation. There is no need to open cover during the maintenance since accumulated grease and sludge can be disposed through the extraction pipe or by means of special disposal pump.



Cover locking ring with a gasket

Greasly-A MODELS



Model Prima

Model Prima

A basic grease separator model with inspection window. Prima can be applied if bad smell does not make any discomfort since access cover needs to be opened for disposal of accumulated grease and solids.

Accessories: water filling unit for clean water.

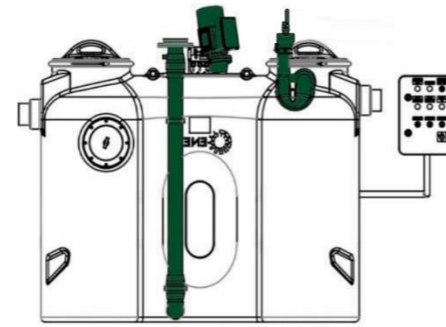
Model Mix-M with Mixer and Extraction Pipe

Grease alarm is indicating if the maximum level of accumulated grease is reached. Before emptying, the mixer is blending grease, water and solid layers. A special extraction pipe with flanged connection is provided for emptying of grease separator by the vacuum truck.

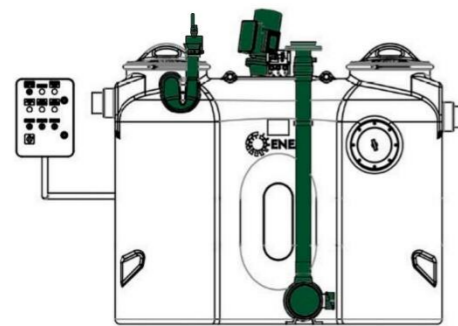
After complete disposal the separator is filled with fresh water, rinsed by the mixer, emptied and filled-up again.

Accessories:

Mixer with manual control; Water filling unit with manual shut-off valve.



Model Mix-M



Model Pump-T

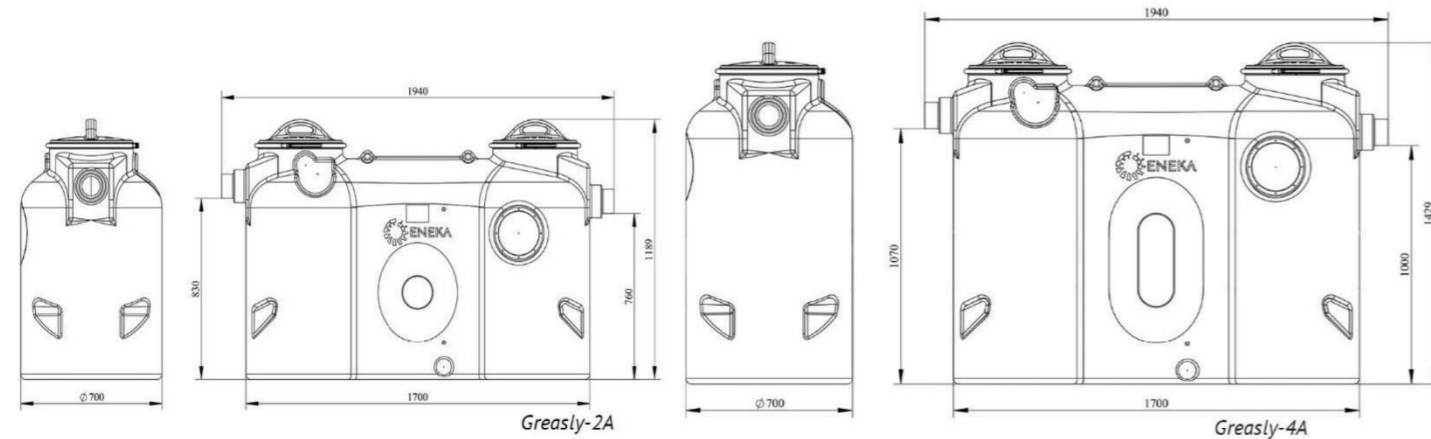
Model Pump-T with Mixer and Disposal Pump

Automatic emptying system with disposal pump. If the maximum level of separated grease is reached, grease alarm activates the automatic disposal mode. First of all, the mixer is turned on, then the disposal pump is emptying grease, water and solids mixture.

After complete disposal the separator is filled with fresh water, rinsed by the mixer, emptied and filled-up again.

Accessories:

Mixer, pump and fresh water filling unit are controlled by set-up time periods.



Greasly-A technical data

Table No.1

Type	Article No.	Flow rate, l/s	Sludge trap volume, l	Separator volume, l	Grease volume, l	Total volume, l	Model weight, kg		
							Prima	Mix	Pump
Greasly-2A	1201-02	2	200	250	80	650	78	119	144
Greasly-4A	1201-04	4	400	450	160	850	91	132	157

ACCESSORIES



Control Panel

model Mix-M, only manual mixer's controller

Article No 1201-2701

Model Pump-T

Article No. 1201-2703




Water Filling Unit

with manual valve

Article No. 1201-2300-M

With solenoid valve

Article No. 1201-2300-E



Disposal pump

with pressure pipe

Article No. 1201-2600



Mixer

Before disposal, accumulated grease and sludge are blended with water to facilitate emptying of the separator.

Article No. 1201-2400



Inspection window

with wiper, flange and 2 gaskets.

Article No. 1201-2100



Extraction pipe DN65

consists of flange pipe connector and tightened rubber sleeve for connection to the separator.

Article No. 1201-2200



Grease Alarm is monitoring the level accumulated grease. The unit ensures safe and economical operation of grease separator. Timely removal of accumulated grease and solids reduces the maintenance cost of separator.

Article No. 1201-2501

Underground Grease Separators **Greasly-B**

Greasly – a part of modern kitchen

Typical application of a grease separator is treatment of wastewater containing fat and grease from hotels, restaurants, cafeterias and other catering or food processing operations. Greasly will, by the removal of fat and grease, greatly reduce incidents of blocked drains and prevent contamination of sewage treatment plants.

ENEKA offers aboveground Greasly-A and underground Greasly-B grease separator models. Greasly separators were developed to comply with EN 1825 and DIN4040-100 standards. Rotomoulded tanks made of polyethylene material are durable, corrosion-proof and chemically resistant, light and easy to transport.

Simply maintenance

Greasly requires only little service which is limited by removal of accumulated grease and sludge by vacuum truck. After disposal, internal surfaces of the separator shall be cleaned by high-pressure cleaner. Smooth surfaces of rotomoulded polyethylene tanks are ensuring simple and efficient cleaning.

Telescopic maintenance shaft

for adjustment of the lid flush with the ground surface (adjustment range 200 mm).

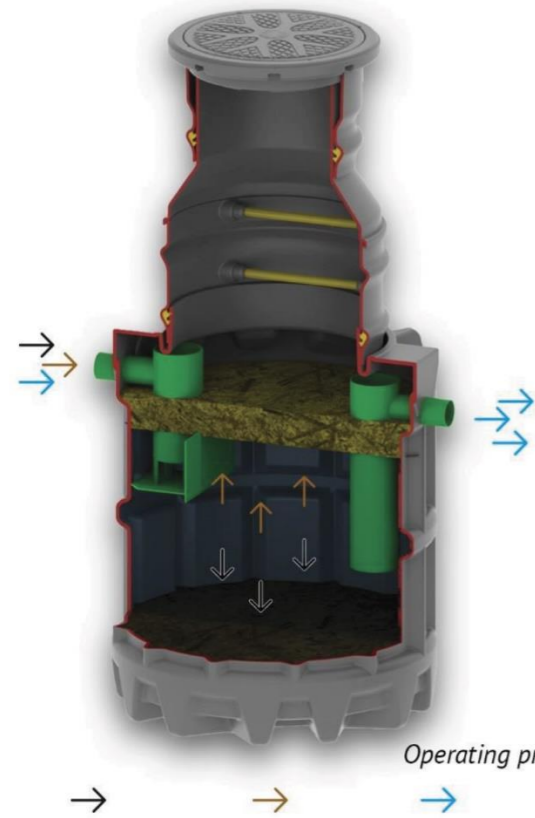
Easy installation

The solid and light structure allows Greasly-B to be installed deep in the ground without any concrete reinforcements.

Integrated ladder provides easy and safe access into the tank.

Extraction pipe for connection of extraction hose of vacuum truck. Article No. 1202-2200

Operating principle




Rigid body

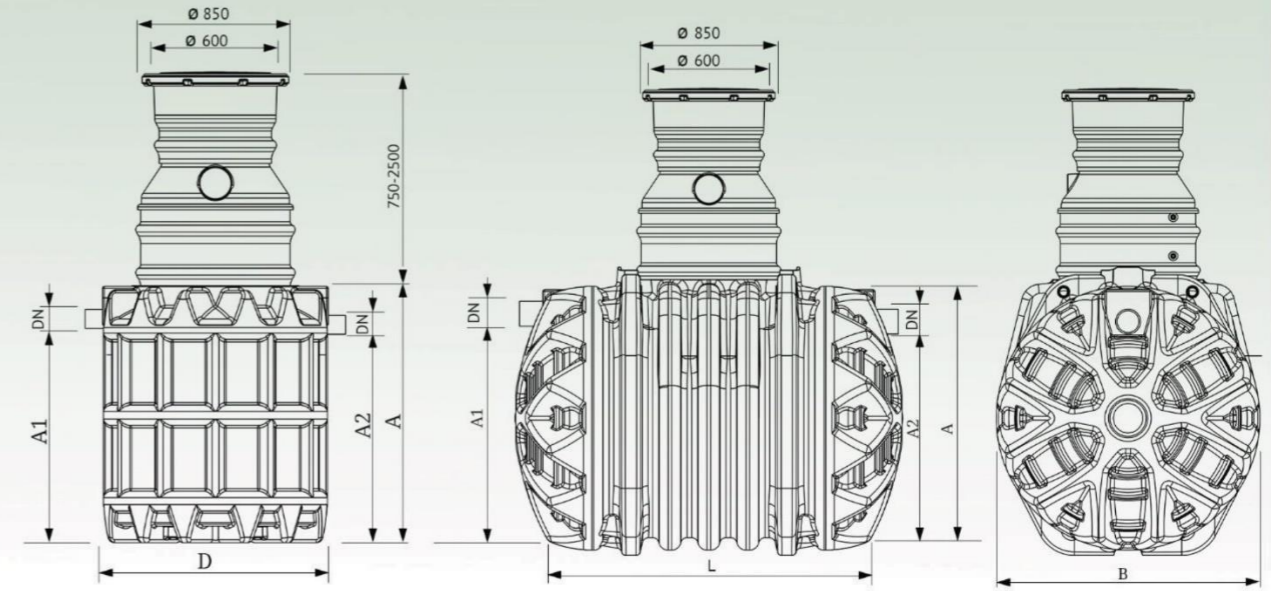
Great stiffness of the separator body against ground and groundwater loads is achieved due to the advanced design and special ribbed structure. Greasly-B is manufactured of polyethylene material which is leak and corrosion-proof.

Spray nozzle

As an option, a special spray nozzle can be installed into a tank for cleaning of internal surfaces and refilling by fresh water without opening of the cover, which ensures odour free operation. Article No. 1202-2100



Spray Nozzle



Greasly-B technical data

Table No. 2

Type	Article No.	Flow rate NS, l/s	Sludge trap volume, l	Separator volume, l	Grease volume, l	Total volume, l	Dimensions, mm					Weight, kg (without shaft S/R**)	
							D/L*	A	B	A1	A2		DN
Greasly-1B	1202-01	1	100	250	40	350	850	1100	850	755	685	110	85/110
Greasly-2B***	1202-02	2	200	390	80	590	1300	1350	1300	1180	1110	110	90/130
Greasly-4B	1202-04	4	400	850	160	1250	1300	1490	1300	1240	1170	110	96/146
Greasly-7B	1202-07	7	700	2500	280	3200	2400	1515	1450	1200	1130	160	166/255
Greasly-10B	1202-10	10	1000	2200	400	3200	2400	1515	1450	1200	1130	160	166/255
Greasly-15B***	1202-15	15	1500	3100	600	4600	2500	1830	1692	1385	1315	200	245/315
Greasly-20B***	1202-20	20	2000	4600	800	6600	3500	1830	1692	1385	1315	200	305/415
Greasly-25B***	1202-25	25	2500	5200	1000	7700	4000	1830	1692	1385	1315	200	343/475

*L - for horizontal and D - vertical models.

**S - Standard corps for installation in depth of A1 ≤ 1500 mm, R - reinforced corps for installation in depth of A1 ≤ 2500 mm.

***Coming soon

Optimal grease separation

The operating principal of aboveground and underground grease separators is the same. Incoming greasy wastewater enters the grease separator through unique inlet module which creates the circular flow path. As water passes through the separator, grease particles, lighter than water, are driven upwards by gravity and accumulated in the collection area on the water surface. At the same time, solids and other impurities heavier than water settle to sludge trap at the bottom of the tank. Treated water is discharged through outlet pipe.

Approvals

Greasly is ensuring the residual grease content less than 25 mg/l in the effluent wastewater. Performance of separators was practically tested (at Danish Technological Institute and Kaunas University of Technology). The conformity to European standard EN 1825 is signified by the CE mark.



Greasly-B horizontal model